

## 50A

Position	Bike #	Rider Name	RD.1	RD.2	RD.3	RD.4	RD.5	RD.6	RD.7	RD.8	RD.9	RD.10	Points	Low 1	Low 2	Low 3	Low 4	Final PTS.	WD									
1	159	Justin Neiser	1	1	1	1	1	1					375	1				350	X									
2	91	Dawson McKinney	3	2	2	3	2	6	1		3	2	2	2	3	2	3	3	2	1	1	410	6	3	3	3	325	X
3	68	Jacob Whiting	4	4		2	3	2	2		2	3	3	3	2	3	4	2	4	2	2	378	4	4	4		315	X
4	72	Sheldon Reid	5	5	4	6	4	4	3		5	6	4	4	4	4	6	6	5	4		346	6	6	6		289	X
5	742	Liam Macmillan	6	6	3	4	6	3	4		6	4	5	5	5	6	5	5	6	5		341	6	6	6		284	X
6	69	Jake Varga			5	5	5	5	5		4	5	6	6	6	5		7	6	3		277					277	X
7	39	Curtis Mair	2	3											2	4	3	3				133					133	X
8	118	Kiefer Metcalf															8	7				35					35	X



"Throw Away"



"No Event"



"Final Points"

## 50B

Position	Bike #	Rider Name	RD.1	RD.2	RD.3	RD.4	RD.5	RD.6	RD.7	RD.8	RD.9	RD.10	Points	Low 1	Low 2	Low 3	Low 4	Final PTS.	WD									
1	285	Nicolas Harold	1	1	1	1	1	2	1				448	2	1	1	1	350	X									
2	82	Gerett Cottrell			3	2	2	1	3		2	2	3	3	2	2	2	2	2	3	365	3	3			321	X	
3	58	Ben Whiting	3	2	2	3	4	4	4		3	4	2	2	6	3	4	4	3	4	5	388	6	4	4	5	307	X
4	61	Brett McCollum	2	3	5	4	3	3	2		5	5	4	6	5	4	3	3	4	3	2	384	6	5	5	5	305	X
5	70	Jared Fielding	4	4	6	6	6	6	5		4	3	6	5	3	6			5	5	4	322	6	6			284	X
6	6	Jessie McKinney			4	5	5	5	6		6	6	5	4	4	5	21	5	6	6		279	21				278	X



"Throw Away"




"No Event"




"Final Points"

## 65A

Position	Bike #	Rider Name	RD.1	RD.2	RD.3	RD.4	RD.5	RD.6	RD.7	RD.8	RD.9	RD.10	Points	Low 1	Low 2	Low 3	Low 4	Final PTS.	WD									
1	764	Nicholas Holland	1	1	1	1	1	1	1	1	1	1	370	3				348	X									
2	159	Justin Neiser	4	2	8	3	2	2		2	4	2	6	2	2	2	9	2	3	2	368	8	6	9		316	X	
3	62	Ryan Whelan	5		3	14	5	5	4		1	1	5	3	4	6	1	1	3	6	1	362	14	6	6		313	X
4	934	Shelden Litwiller	8	6	9	8	6	13	7		7	6	4	4	5	3	6	3	4	4	3	344	8	9	8	13	282	X
5	399	Aaron Fielding	3	4	5	4	4	3	3		6		14	7	7	7			6	5	4	293	14				282	X
6	772	Triston Loeman	9	3	2	2			17		4	5	6	2	3	5	12	4	5	7		289	17				281	X
7	15	Brayden McKinnon	2	14	6	6	3	4	2		12	11	3	5	10	4			14	2		277	14				266	X
8	36	Jonathan Braden	10	4	12	12	8	10	5		9	3	7	15	9	9	8	5	7	9	10	298	10	12	12	15	247	X
9	416	Billy Jack Middleton		13	7	10	13	12	6				15	8	6	10	3	2	8	10	5	247	15				237	X
10	211	Nick Kuenzig		8	11	9	11	9	10		8	8	8	9	8	8	7	8	10	12	6	275	11	11	12		234	X
11	259	Eric Vandehei		9	4	5	9	8	8		11	12	9	11	12	11		7	11	8	7	258	12	12			232	X
12	76	Kyle Nowe	12	11			7	6	9		10	7	10	13	13	14	5	11			8	214					214	X
13	73	Terry Knox	11	12	10	7	16	7	11				13	12	14	13	4	6	12	13	9	230	16	14			210	X
14	68	Jacob Whiting			13	11	12	16	12		5	9	11	14	15	15	9	10	13	16		194	16				185	X
15	513	Jonathan Glaves			15	13	14	14	13		13	10	12	10	11	12	11	12	15	15		185	15				175	X
16	386	Jimmy Irvin			14	15	15	15	14								10	13	16	14		99					99	X
17	37	Daniel Blake	6	7				11														51					51	X
18	56	Troy Collins	7	10																		33					33	X
19	39	Curtis Mair																9	11			30					30	X
20	52	Tyler Hinde		15				16														19					19	X
21	724	Brock Husack	13																			12					12	X
22	929	Stephen O'Reilly						15														10					10	X

 "Throw Away"

 "No Event"

 "Final Points"



## 85A

Position	Bike #	Rider Name	RD.1	RD.2	RD.3	RD.4	RD.5	RD.6	RD.7	RD.8	RD.9	RD.10	Points	Low 1	Low 2	Low 3	Low 4	Final PTS.	WD									
1	177	Owen Whelan	6	6	1	1	2	1	1		1	2	1	4	3	1	1	2	2	1	2	421	6	6	4	3	340	X
2	89	Austin Gulley	3	2			6	9	6		2	1	2	1	1	8	2	1	5	3	6	346	9	8			313	X
3	741	Jack Macmillan	5	4	2	3	7		5		4	3	6	3	7	4	4	3	1	2		338	7	7			302	X
4	864	Chris Holland	2	13	3	2	8	5	2		3		3	2	2	2			3	4		296					296	X
5	23	Dakota Beamer			4	5	4	4	3		7	12	7	6	5	7	6	4	4	7	3	312	12	7			281	X
6	53	Brendan McKinnon	7	8			3	14	4		5	4	4	5	4	3	5	6	7	5		291	14				280	X
7	321	Harrison Braden	10	7	9	10		3	13		8	5	11	8	9	9	3	5	6	6	1	303	13	11	10		262	X
8	429	Kyle Fox	11	9	5	4	5	7			9	7	8	9	10	6	7	7	8	9	4	300	11	9	10		255	X
9	686	Ryan Neadow	4	5	6	6	9	6			10		5	10	8	11			10	10		225					225	X
10	764	Nicholas Holland	9		8	7	12		8		6	6	9	7	6	5			9	8		225					225	X
11	22	Jassin Kelly	12	10	10	8	11	8	9		11		10	11	11	12	8	8	11	11	5	259	12	12	11		219	X
12	71	Jeff DiCecca	15	11	7	12	14	10	7		13	8	12	12	13	10	9		12	13		222	15	14			201	X
13	52	Tyler Hinde	13		12	13	15	12	10		15	11	14	15	12	13	10		17	16		177	17				169	X
14	270	Zack Fielding			13	11	10	15	12		15	13		14	18	14			14	14	7	155					155	X
15	4	Kyle Vigar	8	3	11	9	13	11	11										4	12		143					143	X
16	751	Kyle Whalen	1	1			1	2					16									107					107	X
17	772	Triston Loeman				14					14		13	13	15	18			13	15		85					85	X
18	15	Brayden MacKinnon					16	13			17	9			16	17			16			71					71	X
19	62	Ryan Whelan									12	10	15		14	15			15			69					69	X
20	36	Johnathan Braden												17	16							17					17	X
21	454	Chantel Cook	21	12																		14					14	X
22	88	Lucas VanDeCappelle	14																			11					11	X
23	416	Billy Middleton			14																	11					11	X
24	386	Jimmy Irvin			15																	10					10	X

 "Throw Away"

 "No Event"

 "Final Points"

85B

Position	Bike #	Rider Name	RD.1	RD.2	RD.3	RD.4	RD.5	RD.6	RD.7	RD.8	RD.9	RD.10	Points	Low 1	Low 2	Low 3	Low 4	Final PTS.	WD
1	800	Kyle McKay	1	6	2	2	2	14	31									328	X
2	80	Victoria McKinney	3	3	1	1	1	2	1									328	X
3	724	Brock Husak					6	12	5									287	X
4	26	Kyle Wilhelm	8		3	3	4	1										281	X
5	18	Lynden Wegener	5	10	11	11	8	4	6									271	X
6	909	Mackenzie Marks	2	2	7	5	11	11	12									266	X
7	745	Michael Bacher	7		6	4	5		9									225	X
8	173	Lucas Liberty	9	9	14	17	12	9	4									215	X
9	243	Crystal Fox	4	7	4	7	3	8	11									199	X
10	508	Austin Cairns	12	8	21	16	16	26	7									181	X
11	88	Lucas VanDeCappelle		4	10	9	13	13	10									180	X
12	934	Shelden Litwiler				10	5	8										178	X
13	75	Matthew Sehl	6	5	8	8	9	3										174	X
14	580	Liam Tuite			15	18	24	29	23									172	X
15	720	Megan Finnie			18	13	18	15	17									133	X
16	98	Ben Matthews				14	7	13										130	X
17	416	Billy Middleton			10	15	10	26										126	X
18	211	Nick Kuenzig			12	12	17	16	24									121	X
19	155	Kyle Lamont			20	22	7	19	15									117	X
20	808	Adam Campbell						2										106	X
21	38	Matthew Manson			13	20	20	17	14									94	X
22	218	Jesse Swayze																83	X
23	344	Darryl Fair	10	12	16	15	22	21	19									73	X
24	37	Daniel Blake																62	X
25	513	Johnathan Glaves				27	23	16										57	X
26	333	Tyler Thompson			22	21	28	30										52	X
27	450	Tyson Graham	11	11	23	23	19	24	25									52	X
28	257	Brodie Riley					18											51	X
29	320	Faith Mathews			19	32	20	22										50	X
30	516	Rickie Middleton			17	24	21	18	29									50	X
31	619	Stephen Rampersad				26	30											50	X
32	544	Mason Roberts				31	6	3										42	X
33	225	Jamie Vandehei			9	14												40	X
34	123	Courtney McCollum			19	25	29	28	27									37	X
35	573	Austin Saraiva					21											20	X
36	794	Sonia Saraiva					32											18	X
37	987	Jacob De St Croix																15	X
38	275	Jaxon Terryberry																14	X
39	386	Jim Irvin				23	25	28										10	X
40	91	Dawson McKinney																9	X
41	929	Brook Swayze				30	27	20										9	X
42	216	Brook Swayze																6	X
43	183	Aaron Liberty				25	22											4	X
44	263	Will Reil																3	X
45	341	Matt Wasyleczko																0	N/W

"Throw Away"

"No Event"

"Final Points"

### NOVICE

Position	Bike #	Rider Name	RD.1	RD.2	RD.3	RD.4	RD.5	RD.6	RD.7	RD.8	RD.9	RD.10	Points	Low 1	Low 2	Low 3	Low 4	Final PTS.	WD										
1	147	Scott Tashjian		5	3	2	1	1		3	3	2	3	2	1	2	1	10	2	361	5	10				326	X		
2	120	Paul Tait	5	4	2	4	6	6	5	1	2	20	2	8	3	2	1	2	1	1	379	6	6	20	8		319	X	
3	455	Spencer Cairns		9	6	5	3	7		4	4	5	4	7	8	3	3	4	4	5	319	9	8				286	X	
4	179	Devon Filion	18	13	10	8	9	8	4	2	5	7	5	4	4	7	5	5	11	4	321	18	13	10	11		273	X	
5	649	Shawn Rose	6	5	8	5	3	9	2	10	8	6	8	6	11	5					258						258	X	
6	614	Jeff Pearce	10	11	7	7	7	23	6	11	11	9	9	17	13	6	6	8	6	6	3	279	11	23	17	13		244	X
7	801	Myles Oros	9	12	11	9	15	5	8			4	6	3	5			3	2		233						233	X	
8	422	Chris Kuenzig			20	12	19	19	18	7	6	10	11	14	12	8	4	9	5	6	220	20	19				209	X	
9	426	Blake Allen			3	22	4	4		6	1		10	7				7	3		182						182	X	
10	143	Nick Langlois	13	8	15	16	12	10				14	15	11	14					13	12					147	X		
11	400	Kyle Morgner	7	10			10	7		9	18		10	9					10	16	144						144	X	
12	390	Craig Monaghan					20	21	14	13	13	17	18	16	15	15	10	18	13	7	137						137	X	
13	899	Darryl Zylstra						3				1	1	1	1						122						122	X	
14	227	Chantelle Jones	12	14					10	14	14			18	19	12	8	23	23	106							106	X	
15	162	Tyler Smith	16	16	12	14	11	14	16									14	7	105							105	X	
16	609	Ryan Vanbesien			6	13	1	2							4					100							100	X	
17	261	Zach Jordan	8	7							8	7	5	18						97							97	X	
18	389	Alex Shaw								5	7			12	10			6	15	95							95	X	
19	234	Bryan Dillion			14		13					13	12			9		12	8	94							94	X	
20	151	Dylan Meisel	3	6	1	1														91							91	X	
21	800	Kyle McKay	15	15		15				8	9	11	13							89							89	X	
22	370	Cody Duggan	4	2	4	2														88							88	X	
23	215	Kevin Riley								15	12	12	16	19	16	10				75							75	X	
24	731	Ryan Van Horne												9	6			11	9	65							65	X	
25	171	Colton Broadhead	14	17	22	10		12										16	18	64							64	X	
26	474	Wayne Smith			13	11	8	17	17											59							59	X	
27	174	Terry Coburn	11	9						12	10									58							58	X	
28	115	Alex Manson			17	17			15			18	14	23	17					53							53	X	
29	458	Anthony Pittens			23	19	18	24	9	18	16									47							47	X	
30	106	Trevor Van Engen			18	21	16	13	11											43							43	X	
31	583	Daniel Patten			19	20	22	15				16	20					22	19	43							43	X	
32	894	Adam Pike					21									11		15	14	36							36	X	
33	155	Kyle Lamont						23	16											31							31	X	
34	228	Kyle Phillippo										15	17	13	24					31							31	X	
35	257	Brodie Riley								17	17	21	21	21	21	14				31							31	X	
36	414	Zach Dawe	17	18			17	18												30							30	X	
37	417	Bruce Smith													16	9	21	24		27							27	X	
38	441	Fraser Croft			24		14	11				24								27							27	X	
39	745	Michael Bacher			21		25	12						17						23							23	X	
40	580	Liam Tuite																17	17	16							16	X	
41	260	Philp Cox							13											12							12	X	
42	26	Kyle Wilhelm										15	23							11							11	X	
43	871	Michael Demeter														18				7							7	X	
44	217	Robert Swayze																19	22	7							7	X	
45	540	Gordon Cox																24	20	6							6	X	
46	317	Spencer Croft				26	22													2							2	X	
	124	Mike Moore																		0							0	N/W	
	125	Stephen Moore																		0							0	N/W	
	833	Trevor Wilson																		0							0	N/W	
	484	Suzie Howie																		0							0	N/W	
	888	Sharon Vehof																		0							0	N/W	

  "Throw Away"    
   "No Event"    
   "Final Points"

## JUNIOR

Position	Bike #	Rider Name	RD.1	RD.2	RD.3	RD.4	RD.5	RD.6	RD.7	RD.8	RD.9	RD.10	Points	Low 1	Low 2	Low 3	Low 4	Final PTS.	WD
1	121	Tyler Drysdale - Meade	7	3	1	2	3	6					364					326	X
2	864	Christopher Holland	5	4	8	4	5	4	4				311	7				310	X
3	299	Tyler Horvath	10	13	2	1	8	1					262					262	X
4	581	Dan Haanappel	12	6	3	7	4	8					245					245	X
5	927	Devin Steinke	20	25	5	13	34	7	16				218	25	34	26	26	214	X
6	109	Cory Duncliffe	21	16	23	21	19	14	11				215	21	23	21	27	211	X
7	135	Christopher DiCecca	22	12	20	14	11	16					192	22				191	X
8	237	Keith Richardson	16	14	15	11	6	23	5				198	23	18			190	X
9	101	Josh Tiffany			6	6	2	5					187					187	X
10	914	James O'Neill	11	9	10	22	7	11					180	22	25			178	X
11	741	Jack Macmillan	32		7		10		15				167					167	X
12	360	Kevin Tuite			11		1	3	2				166					166	X
13	363	Josh Ross			13	5			9				166					166	X
14	151	Dylan Meisel					9	9					163					163	X
15	126	Eric Fankhauser	14	17									160					160	X
16	370	Cody Duggan					20	19					156					156	X
17	433	Danny Sweers	30	15			16	13	13				137					137	X
18	49	Brandon McDonald	13	18	12		9	17	20				129					129	X
19	305	Cody Cottrell					15	26	10	7			112					112	X
20	744	Kyle Finnie						3					106					106	X
21	429	Kyle Fox	31	21	17	12	25	17					107	31	25			105	X
22	103	Shaun Mardell	9	5	9	8	22	2					93					93	X
23	677	James Wilson	29	23	24	18	15	24	14				86					86	X
24	104	Kyle Reynolds	15	19	22	24	21	12	6				81					81	X
25	23	Dakota Beamer				21	19	27	21	12			80	27				79	X
26	220	Bobby Gimby	33	24	14	10	12						77					77	X
27	470	Greg Barton	17	8			13						77					77	X
28	152	Chris Brown	26	20	16	16	31	27					62	29				61	X
29	771	Brian Langlois	27	7					21				51					51	X
30	4	Kyle Vigar	19	10	19	23	33	29	10				47					47	X
31	321	Harrison Braden					23	18					47					47	X
32	287	Steve Carroll	4	1									46					46	X
33	494	Shawn Draper								15	5		41					41	X
34	495	Tyler Jordan	8	2									40					40	X
35	983	Mike NimiJohn		22	25	17							35					35	X
36	686	Ryan Neadow					30	25					34					34	X
37	881	Brad Braden							20				30					30	X
38	533	Bryan James								25	16		28					28	X
39	364	Gabriel Baldwin	1										25					25	X
40	725	Jeff Stenhouse							1				25					25	X
41	45	Mitchell Sehl	25				14	15					24					24	X
42	770	Neil Blake	2										23					23	X
43	201	Mat Dinelle	3										22					22	X
44	751	Kyle Whalen	6				28	28					21					21	X
45	899	Darryl Zylstra								5			20					20	X
46	22	Jason Kelly	28										19					19	X
47	406	Mike Cove					8						17					17	X
48	714	Ginny Carson			18	20	32	26					16					16	X
49	690	Dylan Forrest											13					13	X
50	53	Brendan Mackinnon					24						10					10	X
51	230	Albert Beamer											8					8	X
52	204	Doug Reynolds								20	21	24	2					2	X
53	454	Chantal Cook											2					2	X
54	268	Austin Fankhauser	23										1					1	X
55	270	Zack Fielding								27			1					1	X
56	426	Blake Allen											1					1	X
	124	Mike Moore											0					0	N/W
	510	Mark Koens											0					0	N/W

  "Throw Away"
   "No Event"
   "Final Points"

GP JUNIOR

Position	Bike #	Rider Name	RD.1	RD.2	RD.3	RD.4	RD.5	RD.6	RD.7	RD.8	RD.9	RD.10	Points	Low 1	Low 2	Low 3	Low 4	Final PTS.	WD						
1	120	Tyler Drysdale - Meade	7	9	4	4	15	17	12	2	1	3	13	2	5	1	1	322	15	17	13	292	X		
2	121	Paul Tait	17	11	16	9	7	4	4	15	6	5	5	5	4	7	7	6	4	293	17	16	15	266	X
3	151	Dylan Meisel	18	14	8	10	5	3	7	5	3	6	8	9	10	2	5	10	277	18	14		259	X	
4	927	Devin Steinke	16	18	20	16	6	16	1	4	9	10	4	5	11	6	7	2	250	20	18		238	X	
5	299	Tyler Horvath	14	1	1	2	7	21	4	7	23	1	4	3	3				233				233	X	
6	147	Scott Tashjian		9	6	9	5	2	2		10	8	7	13	9	13			207				207	X	
7	360	Kevin Tuite		2	23	3	2	1			2	2	2	3					185				185	X	
8	914	James O'Neill	13	15	4	7	12	18	14	9	16	14	11	19	9	15	16	11	197	19	18		184	X	
9	370	Cody Duggan		10	8	15	24	3	26	8	4	20	2	18	14	18	12		170				170	X	
10	49	Brandon McDonald	23	10	12	18	11	12	6	8			12	8	8	5			166				166	X	
11	455	Spencer Cairns		13	15	18	25	14	11	10	6	18	10	8	15	13	21	14	162	25			161	X	
12	771	Brian Langlois	9	8					13	17	4			6	3	12	6		147				147	X	
13	101	Josh Tiffany				6	13	6						3	1	4	7		136				136	X	
14	179	Devon Filion		20	17	24	16	5	16	11	14	11	9	14	10	32			134				134	X	
15	103	Shaun Mardell	10	6	3	2	1	1											129				129	X	
16	363	Joshua Ross		6	3		20		3	1				4	19				120				120	X	
17	899	Darryl Zylstra					8		29	12	1	1	1						106				106	X	
18	744	Kyle Finnie					7		18	15	13	24	18	16	11	15	8		105				105	X	
19	109	Cory Dunccliffe		15	12	21	17	11		7	9			5					100				100	X	
20	119	Ed Dunccliffe		11	13	20	11	12	22			16	14	20	16	19	21		100				100	X	
21	801	Miles Oros		17	16	17	9	13		13					11				79				79	X	
22	305	Cody Cottrell				13	14	15		20	11	7	22		24				72				72	X	
23	731	Ryan Van Horne							8	12		13	7		14				71				71	X	
24	609	Ryan Vanbesien		14	14	8	8	18											63				63	X	
25	494	Shawn Draper							10	3				8	18				61				61	X	
26	433	Danny Sweers							9	13					10	9			59				59	X	
27	152	Chris Brown	19		21	19	23			17	12			21	17	23	19		51				51	X	
28	220	Bobby Gimby		23	11	27			24	19	19	16	23	15					49				49	X	
29	364	Gabriel Baldwin	2	1															48				48	X	
30	237	Keith Richardson				14	20		23	14				19	12				47				47	X	
31	770	Neil Blake	1	3															47				47	X	
32	45	Mitchell Sehl	26			10	10							9					47				47	X	
33	389	Alex Shaw							17	16			19	11		25	16		47				47	X	
34	201	Mat Dinelle	3	2															45				45	X	
35	470	Greg Barton		13		25					15	6							42				42	X	
36	287	Steve Carroll	5	5															40				40	X	
37	400	Kyle Morgner	22	16		22	21		19		18	12		22					39				39	X	
38	426	Blake Allen							5		6								39				39	X	
39	495	Tyler Jordan	8	4															38				38	X	
40	157	Rob Meville								20	17	21	17	17	26	20			36				36	X	
41	261	Zach Jordan	20						18	15	12								35				35	X	
42	510	Mark Koens	12	12		19													32				32	X	
43	363	Josh Ross												2	17				31				31	X	
44	525	Darren Cottrell									14	10		20					31				31	X	
45	268	Austin Fankhauser	4																21				21	X	
46	983	Mike Nimijohn												17	13				20				20	X	
47	215	Kevin Riley					22				17	16							18				18	X	
48	406	Mike Cove					9												16				16	X	
49	104	Kyle Reynolds					10												15				15	X	
50	171	Colton Broadhead	24		24	22									15				13				13	X	
51	458	Anthony Pittens							21	15									11				11	X	
52	714	Ginny Carson			22	21	28	19				23							10				10	X	
52	583	Danial Patten				22	19							27					8				8	X	
53	162	Tyler Smith												28	18				8				8	X	
53	533	Bryan James							18										7				7	X	
54	677	James Wilson		19															6				6	X	
55	174	Terry Coburn							20										5				5	X	
56	102	Fred Boyd				26			25	21				29					4				4	X	
57	326	Ken Nash			25	29	23							31					4				4	X	
58	230	Albert Beamer							28					30					2				2	X	
59	23	Dakota Beamer					23												1				1	X	
60	111	John H Broadhead	21																1				1	X	
61	143	Nick Langlois	25																1				1	X	
62	172	Daivd Goddard			26														1				1	X	
63	228	Kyle Phillippo								22									1				1	X	
64	649	Shaun Rose							27										1				1	X	
65	871	Michael Demeter									22								1				1	X	
	124	Mike Moore																	0				0	N/W	
	125	Stephen Moore																	0				0	N/W	

"Throw Away"
  "No Event"
  "Final Points"



### INTERMEDIATE

Position	Bike #	Rider Name	RD.1	RD.2	RD.3	RD.4	RD.5	RD.6	RD.7	RD.8	RD.9	RD.10	Points	Low 1	Low 2	Low 3	Low 4	Final PTS.	WD									
1	597	Alex Nelles	2	1	3	4	4	3	3		2	1	2	2	2	2	4	1	3	4		385	4	4	4		322	X
2	413	Brett Husak	10	6	2	6	5	5	10		1	2	3	4	5	4	1	3	2		2	356	10	10	6		307	X
3	122	Josh Smuck	4	4	8	2	3	2	7		3		4	3	6	5	2	2	10	3		332	10	8		300	X	
4	224	Andy Repa		9	1	1	2	6	8		8	7	5	5	4	3			4	5	1	309	9			293	X	
5	140	Andrew Monaghan	7	7	5	9	9	9	9		4	5	6	7			3	5	7	10	3	295	10	9		264	X	
6	606	Mike Wilson	5	8	9	12	7	7	4		5	8					7	6	11	7	4	250				250	X	
7	272	Rick Boughner	6	5	10	11	10	10	6		6	4			9	8	6	4	8	9		263	11			249	X	
8	527	John Steinke	9	10	12	10	13	11	11		9	6	7	6	10	9			12	11		229	13			217	X	
9	770	Neil Blake					8	4	2				1	1	1	10						151				151	X	
10	288	Steve Carroll			7	8	6	8							8	7			5	2		149				149	X	
11	214	Jake McGowan	1	2									3	1			1	1				145				145	X	
12	256	Mitch Hillis			13	5			12					7	6			6	6			120				120	X	
13	163	Eric Beaumont	3	3					1		7	3										109				109	X	
14	201	Matt Dinell			11	3											9	8	5			89				89	X	
15	364	Gabriel Baldwin					1	1	5													70				70	X	
16	27	Dusty VanEngen			6	7																37				37	X	
17	881	Brad Braden							13						5							32				32	X	
18	141	Neil Langlois	8				12															30				30	X	
19	406	Mike Cove					11	12														27				27	X	
20	90	Danny VanEngen			4																	21				21	X	

 "Throw Away"

 "No Event"

 "Final Points"

### EXPERT

Position	Bike #	Rider Name	RD.1	RD.2	RD.3	RD.4	RD.5	RD.6	RD.7	RD.8	RD.9	RD.10	Points	Low 1	Low 2	Low 3	Low 4	Final PTS.	WD									
1	168	James Whelan	3	3	2	2	9	2	11		2	2	2	3	1	1	1	1	1	1	384	3	9	11		332	X	
2	740	Craig Macmillan	8	4	4	6	4	9	5		4	4	8	8	7	6			3	2	1	318	8	9			285	X
3	113	Tyler Monaghan	7	11	8	5	10	4	6		16	6	4	6	4	8	4	3	5	7	3	333	16	11	10	8	278	X
4	66	Dylan VanDeCappelle	5	8			7		10		3	3	6	7	5	5	8	6	2	3		272					272	X
5	322	John Monaghan	11	9	6	8	5	7	8		5	5	16	11	12	11	2	4	11	9		285	16	12	11		249	X
6	178	Marcel Filion	15	10		12	13	11	7		6	10	9	10	11	9	7	7	7	8		248	15	13			226	X
7	145	Mike Descamps	9	12	5	4			14		15	11	17	17	9	7	5	9	6	6		229	17				221	X
8	43	Greg Hinde	10	7	9	11	14	12	12		9	9	10	12	10	10	9		8	11		237	14	12			213	X
9	14	Phil Baker	16	14	11	10	11	8			12	13	15	14	13	12	10	8	13	14		206	16	15			187	X
10	108	Alain Levasseur	18	6			8	10	4							3	2	10	5	2		182					182	X
11	373	Alan Gavin	4	5	10			6			7		7	9				4	16	4		178					178	X
12	901	Peter Venczel	1	1	1	1	3	1	1													172					172	X
13	13	Mike Liberty	6	17			12	3				14	14					6	5	15	10	148					148	X
14	164	Josh Baldwin	2	2					3					5	4	8						126					126	X
15	139	Tyler Cook									12	5	6	3	4			4	15			126					126	X
16	181	Steve Horvath	14	13	14	13	15				11	12					11		14	13		120					120	X
17	403	Mike Roseburgh					1					3	2	2	2							116					116	X
18	250	Don Mahon					6	5	13		10	8								12	12	109					109	X
19	604	Chad Fleck							2			1	1									73					73	X
20	1	James Meatherall			3	3	2															67					67	X
21	719	Jim Toombs			7	7			9													52					52	X
22	551	Tim Martin									1	1										50					50	X
23	789	Kelly Coughtry									8	7	13									47					47	X
24	170	Lloyd Vigar	17	16	16	14			15													47					47	X
25	545	Val Kerr												3	4							43					43	X
26	427	Ryan Burgener			12	9																29					29	X
27	169	Steven Bond														9	16					25					25	X
28	561	Wayne Collins	11	15																		24					24	X
29	553	Brodie Rowland										11	16									23					23	X
30	999	Blair Rowland										14	13									23					23	X
31	615	Mitchell Thorne										18	15									17					17	X
32	81	Greg Bastedo	13																			12					12	X
33	252	Peter Hoherdorn								13												12					12	X
34	421	Terry Court			13																	12					12	X



"Throw Away"



"No Event"





"Final Points"

PRO

Position	Bike #	Rider Name	RD.1	RD.2	RD.3	RD.4	RD.5	RD.6	RD.7	RD.8	RD.9	RD.10	Points	Low 1	Low 2	Low 3	Low 4	Final PTS.	WD											
1	168	James Whelan	3	3	2	2	6	1	4				426	3	3	6	4	342	X											
2	113	Tyler Monaghan	5	5	6	7	7	4	18	3	9	6	7	5	4	3	5	2	3	326	18	9	7					285	X	
3	145	Mike Descamps	16	10	7	6	11	9	16	7	5	16	8	9	2	2	6	2	2	291	16	16	16					264	X	
4	66	Dylan VanDeCappelle	6	6			10	16	7	5	4	8	9	9	8	8	8	13	5	4	274	16	13						253	X
5	597	Alex Nelles	8	8	16	10	14	11	5	6	7	7	8	11	10	7	4	7	5	281	16	14	11						247	X
6	264	Luc Baldwin			3	3	2	3	2				18	6	7	5	4	3		219									219	X
7	224	Andy Repa	7	13	10	5	12	7	9	17	13	11	11	12	7			17	19	205	17								197	X
8	427	Ryan Burgener	11	7	8	14	18	13	14	12	12	13	14	12	9	6	14	8		214	18	14							196	X
9	626	Jason McAlpine	9	9	9	9	16	8				10	12	10		14	7	15	16	181									181	X
10	901	Peter Venczel	2	1	1	1	1	2	1	16										180									180	X
11	14	Phil Baker	15	11	14	12	15	10	12	11	13	14	14		10	9	20			170									170	X
12	122	Josh Smuck	10	12	15	13	9	12		11	16	10	15	15	6					156									156	X
13	233	Brent Thompson			5	4	3	8		15	6							5	4	150									150	X
14	139	Tyler Cook	4									4	4	4	3			23	4	128									128	X
15	403	Mike Roseburgh					5	15				1	2	2	1					126									126	X
16	164	Josh Baldwin	12	2								3	3	3	3	16				111									111	X
17	272	Rick Boughner							11	14	12			16	13	11	10	16	14	108									108	X
18	770	Neil Blake					13	17	6			5	5	18	6					105									105	X
19	288	Steve Carroll			17	11	17	14						17	14			9	13	88									88	X
20	140	Andrew Monaghan							10	10	10					12	18	15		75									75	X
21	214	Jake McGowan										6	11				3	6		74									74	X
22	364	Gabriel Baldwin				4	6	3												62									62	X
23	1	James Meatherall			4		8	5												58									58	X
24	789	Kelly Coughtry								9	8	9								49									49	X
25	351	Alex Mair	1	4																46									46	X
26	551	Tim Martin							2	2										46									46	X
27	545	Val Kerr							4	3										43									43	X
28	413	Brett Husak							8								5	20		42									42	X
29	553	Brodie Rowland							13				12		13					37									37	X
30	747	Dan Dufour															8	12		30									30	X
31	740	Craig Macmillan													13	11				26									26	X
32	415	Jamie McCollum															7	18		25									25	X
33	201	Matt Dinell			12	15														23									23	X
34	961	Chris Taylor	17		11															22									22	X
35	198	Steve Haggerty																	3	22									22	X
36	999	Blair Rowland					15					15								20									20	X
37	615	Mitchell Thorne										17	15							18									18	X
38	169	Steven Bond															12			13									13	X
39	31	Rob VanDeCappelle	13																	12									12	X
40	81	Greg Bastedo	14																	11									11	X
41	181	Steve Horvath															22	17		9									9	X
42	55	Larry Drebert						17												8									8	X
43	250	Don Mahon																	19	6									6	X
44	166	Sean Whelan																	21	1									1	X

 "Throw Away"

 "No Event"

 "Final Points"

### LADIES

Position	Bike #	Rider Name	RD.1	RD.2	RD.3	RD.4	RD.5	RD.6	RD.7	RD.8	RD.9	RD.10	Points	Low 1	Low 2	Low 3	Low 4	Final PTS.	WD									
1	714	Ginny Carson	3	3	1	1	1	1			2	3	1	1	1	1	1	1	2		387	3	3			343	X	
2	180	Kim Filion			2	2		3	1		3	2	2	2	3	3	3	3	3	4	2	338	4				317	X
3	227	Chantelle Jones	2	2			2	2	21		1	1			2	2	2	2	2	3	1	305					305	X
4	454	Chantel Cook	1	1															21	1		76					76	X
5	776	Erica Ward			3		3	4														65					65	X
6	123	Courtney McCollum		4																		42					42	X
	484	Suzie Howie																				0					0	N/W
	888	Sharon Vehof																				0					0	N/W

"Throw Away"
  "No Event"
  "Final Points"

### SUPER VET

Position	Bike #	Rider Name	RD.1	RD.2	RD.3	RD.4	RD.5	RD.6	RD.7	RD.8	RD.9	RD.10	Points	Low 1	Low 2	Low 3	Low 4	Final PTS.	WD									
1	59	Claude Levasseur	2	3	1	1	1	1	2		1	1	1	1	6	1	2	1			410	1	1	1	1	310	X	
2	716	Robert Toombs	3	4			2	2	6				2	2	2	2	3	2	3	3	4	310					310	X
3	206	Mark Repa		2			3	3	5		2	2	5	4	3			6		3	237	2	2			191	X	
4	55	Larry Drebert					4							2	4	4	2	1			134					134	X	
5	22G	Bob Kelly					3						4	5			7	5			101					101	X	
6	131	Mark McKay								3	3				4	5					85					85	X	
7	467	Howard Cox					21								5	3	5	4			84					84	X	
8	47	Steve Stuszynski	1	1																	50					50	X	
9	311	Dan Mair													1		1				50					50	X	
10	44	Jim Hitch					1														25					25	X	

"Throw Away"
  "No Event"
  "Final Points"
  "Not a Class need 3 riders"

### VET JUNIOR

Position	Bike #	Rider Name	RD.1	RD.2	RD.3	RD.4	RD.5	RD.6	RD.7	RD.8	RD.9	RD.10	Points	Low 1	Low 2	Low 3	Low 4	Final PTS.	WD	
1	366	Grant McKinney	5	3	4	1	1	1	3					403	5	4	5	8	325	X
2	881	Brad Braden	7	4	5	9	9	17	8				346	9	9	17	8	289	X	
3	59	Claude Levasseur	6		3	8	2	6	1				330	11	9	9		284	X	
4	111	John H. Broadhead	13		8	4	6	5	6				291	13				279	X	
5	525	Darren Cottrell			24	13	15	7	27				256	24	27			254	X	
6	175	Andrew Neiser	8	6	15	7	13	9					254	15				244	X	
7	832	Chris Wegener	12	7	12	6	12	11	13				287	12	12	12	13	236	X	
8	527	John Steinke	9		6	3	3	2	26				226	26				225	X	
9	126	Eric Fankhauser	2										219					219	X	
10	141	Neil Langlois	4	5	1	11	5	21	7				199					199	X	
11	649	Shawn Rose	10	8	11	12	10	8	9				199	22				198	X	
12	119	Ed Dunccliffe	11	10	14	15	7	3	14				211	20	19	18	18	186	X	
13	614	Jeff Pearce	17	15	9	16	8	10	16				205	20	18	17		185	X	
14	792	Kevin Metcalf			10	10	16	14	11				178					178	X	
15	136	Rocco DiCecca	14	13	16	14	11	13	15				142					142	X	
16	102	Fred Boyd	21	16	13	17	14	12					141	24	21			139	X	
17	722	Shane Reid	22	12	18	18	17	15	17				151	22	22	19	18	136	X	
18	163	Eric Beaumont	3	2					4				114					114	X	
19	326	Ken Nash	19		20	22	18	18	21				111	28	27			109	X	
20	714	Ginny Carson	18	14	22	20	21	16	25				95	25	25			93	X	
21	716	Robert Toombs					10						89					89	X	
22	912	David Bacher	20		17	21	20	20					76					76	X	
23	199	John Varga					12						72					72	X	
24	157	Rob Meville					19	19	18				71					71	X	
25	601	Allan Ross			7	5							58					58	X	
26	719	Jim Toombs	1	1									50					50	X	
27	217	Robert Swayze											42					42	X	
28	613	Jeff Glaves											38					38	X	
29	215	Kevin Riley											30					30	X	
30	241	David Richardson	23	17	23	24	23	22	24				26					26	X	
31	444	Steve Dawe	15	9									26					26	X	
32	230	Albert Beamer											25					25	X	
33	701	Curtis Connor					23	22	28	27	24	21	22	22	28	25	14	22	X	
34	131	Mark McKay			19	19	22						13					13	X	
35	174	Terry Coburn									13		12					12	X	
36	22G	Bob Kelly					19						10					10	X	
37	115	Alex Manson											7					7	X	
38	467	Howard Cox											6					6	X	
39	172	David Goddard			25	25							2					2	X	
40	417	Bruce Smith											2					2	X	
41	589	Paul Vehof											0					0	N/W	

    "Throw Away"

    "No Event"

    "Final Points"

### VET MASTER

Position	Bike #	Rider Name	RD.1	RD.2	RD.3	RD.4	RD.5	RD.6	RD.7	RD.8	RD.9	RD.10	Points	Low 1	Low 2	Low 3	Low 4	Final PTS.	WD								
1	331	Rob Kuenzig		3	10	2	3	3	2	2	5	1	2	2	3	1	1	1	360	10	5		325	X			
2	233	Brent Thompson	4	3	2	2	1	6		6	3	5	2	3	4	4	4	7	9	2	359	6	7	9	306	X	
3	415	Jamie McCollum	6	4	5	6	14	9	6	2	5	3	4	5	5		12	3	2	5	329	14	9	12	289	X	
4	322	John Monaghan	7	7	9	5	4	4	10	7	6	7	9	9	10	1	2	4	6	4	340	10	9	9	10	278	X
5	373	Alan Gavin	2	2	14	7	8	8		12	10	4	3	2	6			9	5	7	276	14			265	X	
6	740	Craig Macmillan	5	5	7	10		7	5	5	21	6	6	4	3			2	3		258				258	X	
7	427	Ryan Burgener	10	6	8	4	3	16	14	14		17	12	11	8	3	1	18	4	12	265	16	17	18	241	X	
8	178	Marcel Filion		8	15	14	13	14	7	8	4	8	8	7	11	6	6	14	7	11	264	15	14	14	232	X	
9	626	Jason McAlpine	9	9	6	9			8			14	7	8	9	7	5	5	10	13	231				231	X	
10	43	Greg Hinde	8	10	17	12	6	12	13	10	7	10	11	6	7	9	11	6	13		257	17	13	13	225	X	
11	13	Mike Liberty	3				5	3	9						5	8	12	12	3	194				194	X		
12	14	Phil Baker	14	11	13	11	9	10	16	16	12	15	15	15	14	10	10	13	15	8	223	16	16	15	15	185	X
13	166	Sean Whelan	15	12	16	18	11	11	15	15	11	13	14	14		12	6	15	16	9	202	18	16	16	177	X	
14	901	Peter Venczel	1	1	1	1	2	1	2												171				171	X	
15	79	Brad Kelly			11	13	12	13		17		11	16	12	12	8	7	17	14		162				162	X	
16	31	Rob Van DeCappelle	12	14	20	19	16			18	13	12	13	13	13		19	17		138				138	X		
17	181	Steve Horvath	11		19	16			17	11	9	16			11	14	16		10	125				125	X		
18	250	Don Mahon				7	5	12		9	14					8	11			109				109	X		
19	545	Val Kerr								4	1			10	1					86				86	X		
20	604	Chad Fleck					1					1	1							75				75	X		
21	719	Jim Toombs			10	8		4												53				53	X		
22	961	Chris Taylor	17		4	21													6	49				49	X		
23	509	Leland Jameson					11				9	10								45				45	X		
24	170	Lloyd Vigar	16	13	18	17		18												43				43	X		
25	55	Larry Drebert												14	13	20	18			35				35	X		
26	747	Dan Dufour														11	8			31				31	X		
27	551	Tim Martin								1										25				25	X		
28	421	Terry Court			12	15														23				23	X		
29	561	Wayne Collins	13	15																22				22	X		
30	406	Mike Cove				15	15													20				20	X		
31	169	Steven Bond														10				15				15	X		
32	252	Peter Hohendorf							19											6				6	X		

  "Throw Away"

  "No Event"

  "Final Points"